



Digital Equity Program

SOFTWARE UPDATES

HOW TO GUIDE

OCTOBER 2025 – WINDOWS 10 WILL NO LONGER BE SUPPORTED

- As of October 14, 2025, Windows 10 will no longer be supported
- How does this affect you?
 - Updates and patches will no longer be available making your system vulnerable to security threats
 - Windows technical support will no longer be available

WINDOWS UPDATES

1. In the search bar, type *updates*

(Bottom of the screen in the task bar)

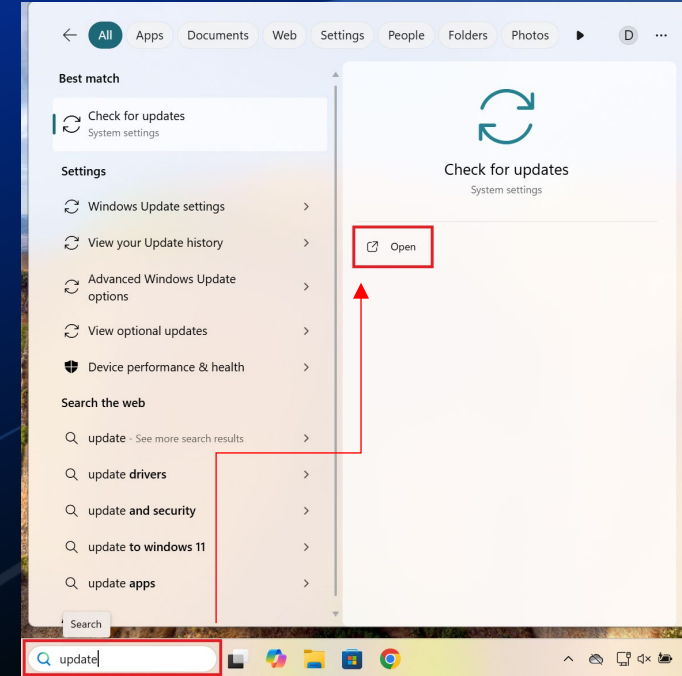
2. Click on Open

3. Click on Check for updates

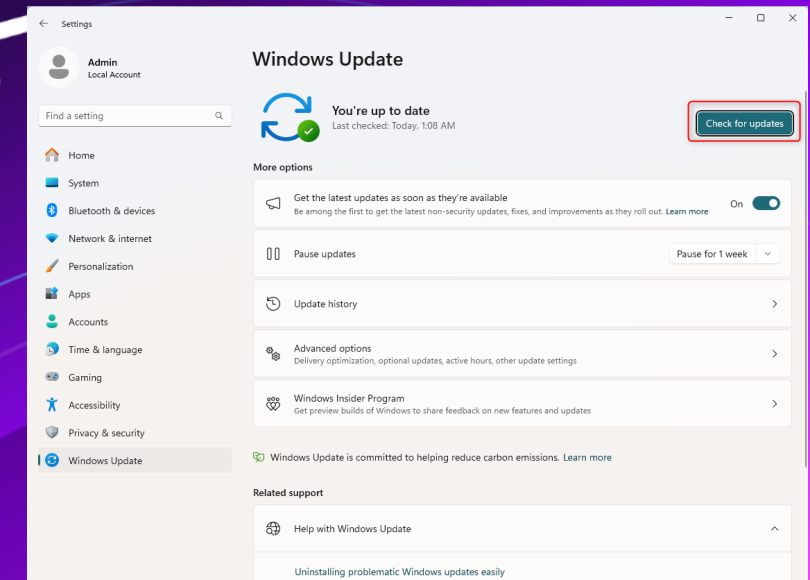
1. If there are updates available, click on install now.

2. Restart computer after installs have been complete.

2.



3.



DELL SUPPORTASSIST

1. In the search bar, type **support**
(Bottom of the screen in the task bar)

2. Click on Open

3. Click on Full System Scan

4. Click on Start

5. If there are any UPDATES, they will appear on the right-hand side under Results – Click on install to install the updates.

6. Restart your computer

Task	Elapsed time
Check for updates Last run: Jul 21, 2023	37 seconds
Scan hardware Last run: Jul 21, 2023	5:55 minutes
Boost performance Last run: Jul 21, 2023	1:07 minutes
Optimize network Last run: Jul 21, 2023	7 seconds
Remove viruses Not selected	

0.22 GB Drive space recovered
0 Software updates found
30 Files optimized

MICROSOFT STORE

1. Click on the Microsoft Store Icon in the Task Bar


2. Click on Downloads

On the lower left-hand side of the screen

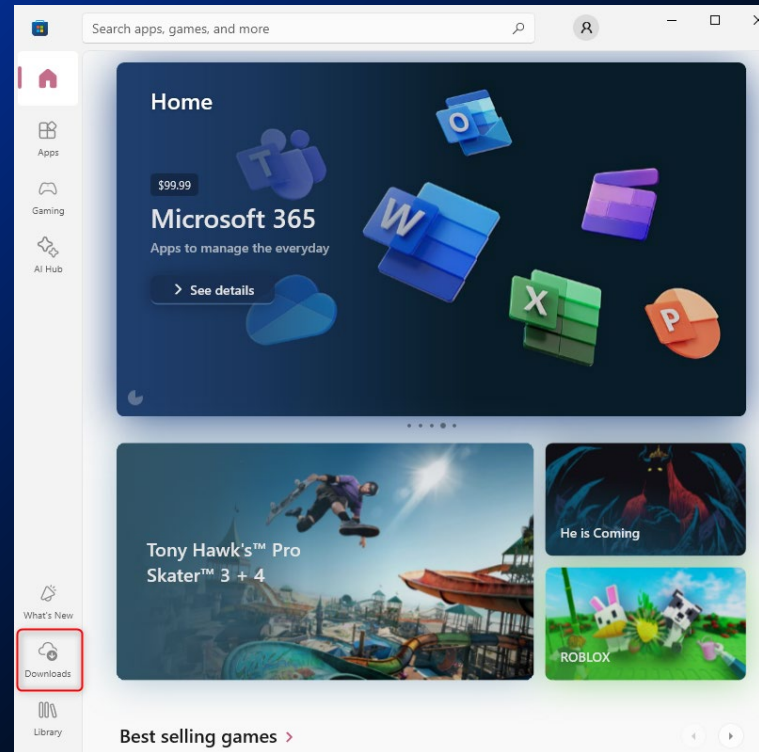
3. Click on Check for Updates

4. Click on Update all

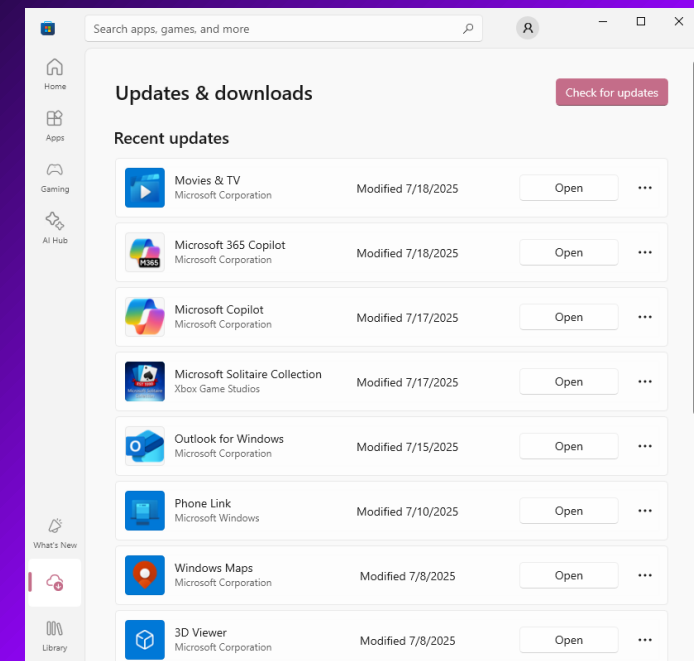
1.



2.



3.



IF YOU NEED
ASSISTANCE,
PLEASE CONTACT
US

Southern Ute Digital Equity Program

970-563-5555

sudepservice@southernute.com

www.southernute-nsn.gov/SUDEP